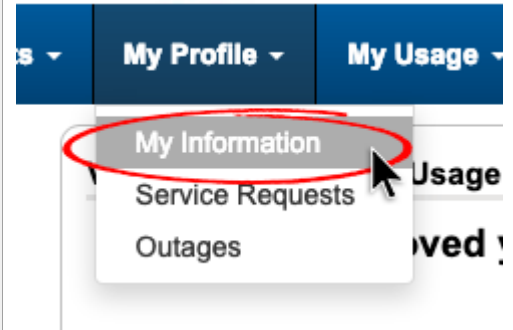
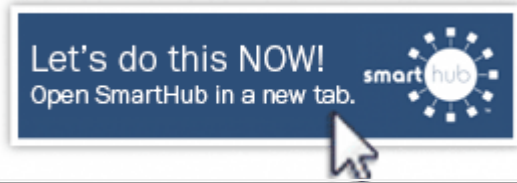


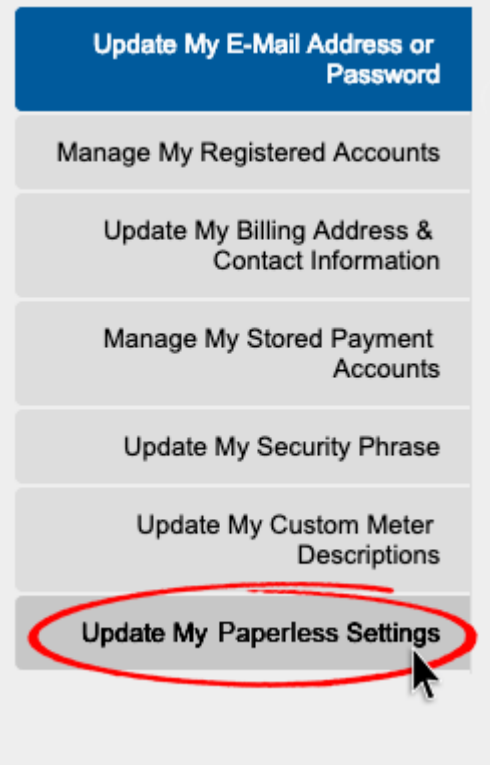
To Turn Off Your Paper Bill (Go Paperless):

Note: Your Pay Card must already be associated with your account. (See Instructions.)

1. Within SmartHub, select "My Profile" from the top menu, then "My Information" from the drop-down.



2. Select "Update My Printed Bill Settings" from the left navigation.



3. On the right side, find "Printed Bill Status" and toggle it to the "OFF" position. No more paper bills will be sent to your address. You may check your account status and pay your bill directly from SmartHub.

